



WEBB'S MACHINERY LTD.
 4117 - 50th Avenue
 ST. PAUL, AB T0A 1A2
 Tel: 780-645-4805 Fax: 780-645-0730
 GST # R56106122RT0001



RO: 76885
 Invoice: 85855
 Date: 06/14/2023

GSTA FARMS
 NATHANIEL OCFARSHWAKI
 BOX 1200
 BONNYVILLE, AB T0N 2H0

Type		Serial Number		Asset Number	
2014 NH 75.155		ZE0002004			
Asset ID	Part	Serial Number	Tag	Quantity	Inventory
19120				14206	780-626-2358


Type: TRACTOR RO Open Date: 04/03/23

001 NO PTO
 F TF APR 4
 DRAIN OIL. REMOVE PTO CASE TAKE CLUTCH APART TO BE EXAMINED.
 FOUND SEAL CUT INTO HOUSING NOT ALLOWING SEALS TO SEAL.
 TF APR 10
 PUT REAR COVER BACK ON UNIT AND PLUG IN THE BOTTOM OF THE PAN.
 REMOVE SCR AND EXHAUST FOR WELDERS, TIE UP HOSES.
 TF APR 24
 REMOVE REAR PTO COVER AND MOVE TO BENCH TAKE OUT ALL REMAINING
 GEARS BEARINGS AND SEALS AND START REPLACING SEALS. TAKE COVER
 OUT OF BOX AND FIND OUT IT WAS WRONG TALK TO PARTS ABOUT
 GETTING THE CORRECT ONE.
 TF APR 25
 REPLACE SHAFT SEAL AND REINSTALL THE GEAR SIDE OF THE PTO BACK
 INTO THE CASE. MAKE SURE ALL PARTS ARE COMING. WORK WITH PARTS
 TO GET O-RINGS FOR LINES IN THE REAR DIFF. REPLACE WHAT SEALS I
 CAN ON OTHER SIDE OF PTO BEFORE REINSTALLATION.
 TF APR 26
 GET MOST OF MY AND START MOUNTING INTO COVER AND PUT IN ALL
 SEALS AND BEARINGS NECESSARY AND GET PUT TOGETHER AND STRUGGLE
 TO PULL OUT LUBRICATION VALVE AND SWAP IT FROM THE OLD COVER TO
 THE NEW COVER. ORDER A SEAL AND AN O-RING THAT WERE MISSED OR
 NOT KNOWN ABOUT BEFOREHAND. GET PART OF LUBE VALVE INTO NEW
 COVER. PUT IN BELVELLES INTO CLUTCH PACK CUP.
 TF MAY 1
 INSTALL ORING INTO LUBE VALVE PLUG AND INSTALL PLUG INTO COVER.
 INSTALL COVER INTO PTO CASE. TORQUE ALL BOLTS. TORQUE GEAR NU
 AND STAKE ONTO SHAFT. GET OTHER ODDS AND ENDS ONTO COVER AND
 GET SEAL INTO PTO CLUTCH HUB.
 TF MAY 2
 PUT IN FINAL SNAP RING AND FINISH PTO INSTALLATION.
 TF MAY 3
 TEST PTO AND DIAGNOSE WHY IT WONT ENGAGE, PULL OFF PTO CASE AND
 PULL APART TO A POINT TO FIX ISSUE. PUT BACK TOGETHER PUT ON
 SEALANT ON FLANGES, REINSTALL EVERYTHING. FILL WITH OIL TEST TO
 MAKE SURE IT SPINS. TAKE UNIT TO JIFFY BALE SHREDDER AND TO
 TEST. IT WORKS GOOD, DIAGNOSE WOBBLY SHAFT.
 TF MAY 4
 MOVE UNIT TO MAIN SHOP AND INSTALL HITCH COMPONENTS AND COVERS.
 MOVE UNIT AROUND INTO WASHBAY TO USE DYNO. CHECK ALL FLUIDS TOP
 UP COOLANT AND RUN ON THE DYNO. FIND HYD. HOSES TOUCHING
 EXHAUST TIE UP AWAY, AND TOP UP COOLANT AGAIN. DYNO FOR 15

00000000000000000000



WEBB'S MACHINERY LTD.
 4117 - 500th Avenue
 ST. PAUL, AB T0A 3A2
 Tel: 780-645-4800 Fax: 780-645-0770
 GST # R64198172070001



RO: 76885
 Invoice: 85855
 Date: 06/14/2023

OSTA FARMS
 NATHANIEL OSTASHEWSKI
 BOX 7305
 BONNYVILLE, AB T0N 2V8

Year		Make/Model		Serial Number	
2014		NH 75.105		Z68D00004	
Part No.	Qty	Part Description	Tag	Location	Subtotal
19125				BOX#	750-825-2358

Item	Quantity	Description	Quantity	Unit	Rate	Total
------	----------	-------------	----------	------	------	-------

MINUTES UNIT OVERHEATS, CHECK COOLANT AND RAD, RAD WAS PLUGGED
 SO WASHED OUT AND PULLED OUT SMALLER COOLER AND WASH BEHIND IT,
 DTRD AGAIN.
 TF MAY 15
 REINSTALL EXHAUST SHIELDS ONTO TRACTOR.
 TF MAY 24
 DRAIN OUT OIL AND COVER PALES, REMOVE HOSES AND SENSORS FROM
 HYDRAULIC OIL PAN AND REMOVE PAN, GET READY TO CLEAN AND APPLY
 SEALANT.
 TF MAY 25
 GET OIL PAN ALL CLEAN AND APPLY SEALANT, FIND OUT AN O-RING ON
 THE DRAW TUBE FOR THE DROP BOX WAS WRONG SO REPLACE IT WITH THE
 CORRECT ONE, INSTALL PAN ONTO HOUSING AND TIGHTEN BOLTS TO
 ALLOW SEALANT TO SET AND PROPERLY SEAL. WRITE STORIES.
 TF MAY 26
 FILL PAN WITH OIL AND FIND OUT IT LEAKS SO PULL BACK OFF AND
 ORDER SEAL KIT FOR FILTER TUBE, REMOVE BOTTOM HALF OF TUBING TO
 WAIT FOR SEALS, CLEAN BOTH SURFACES.
 TF MAY 27
 GET NEW SEAL KIT AND INSTALL, GREASE UP SEAL AND O-RING INSTALL
 TUBE INTO FILTER TUBING, INSTALL OIL PAN, TORQUE BOLTS, AND
 FILL WITH OIL, CHECK FOR LEAKS, RUN UNIT FOR A MINUTE TO CHECK
 A/C AND THEN CHECK FOR LEAKS AGAIN.

CLAB	L CUSTOMER LABOUR	16.00	166.00	2810.38
	P ZCSMISC-12-40 12X40MM SO		1.50	
	P 15541224 SCREW		4.47	
	P 15548624 SCREW		7.14	
	P 51531 GSKT ELMNT	1.00	28.94	28.94
	P 48055262R REMAN-SOLE	1.00	276.40	276.40
	P CORES- Core Chrgs	1.00	1.26	1.26
	P 48055262C CORE-SOLEN			
	P NHH MISC	1.00	36.19	36.19
	36.19 FOR MISC, 12MM HARDWARE			
	P 14453181 O-RING	3.00	7.38	22.14
	P 5175983 SEAL, RING	3.00	37.18	111.54
	P 5162352 GASKET	1.00	41.69	41.69
	P 5143775 SEAL	1.00	57.08	57.08
	P 5198547 PISTON	1.00	267.39	267.39
	P 5191305 CIRCLIP	1.00	21.03	21.03
	P 5191384 RETAINER C	1.00	42.06	42.06
	P 14409883 SEAL	1.00	9.11	9.11
	P 5195487 SEAL	1.00	53.33	53.33
	P 87673377 COVER		1359.29	
	P MFR FREIGHT	1.00	141.00	141.00

REPRINT



WEBB'S MACHINERY LTD.

4217 - 50th Avenue
 ST. PAUL, AB T3A 5A2
 Tel: 780-645-4465 Fax: 780-645-5719
 GST # R6104173270001



RO: 76883
 Invoice: 85855
 Date: 06/14/2023

OSTA FARMS
 NATHANIEL OSTASHEWSKI
 BOX 700
 BONNYVILLE, AB T3M 2M6

Year		Sales Order		Order Number	
		2014 NH TS 105		ZEBD02004	
Stock No	Qty	Unit Description	Fig	Subtotal	Extended
19126				842.00	780-826-2300

Part No	Description	Quantity	Unit	Subtotal	Total
141.00 FREIGHT FOR 5188547 & 87673377					
P 47126419	SUPPORT	1.00		1926.65	1926.65
P 5147930	NUT, RING	1.00		51.82	51.82
P 84483553	GASKET	1.00		30.42	30.42
P F54008-08	ORING 88 O	4.00		0.16	0.64
P MFR FREIGHT		1.00		41.00	41.00
41.00 FREIGHT FOR 47126419					
P 3182792	GASKET	1.00		33.00	33.00
P 14453182	O-RING	1.00		11.42	11.42
P 3182717	RING SNAP	1.00		3.93	3.93
P MFR FREIGHT		1.00		20.00	20.00
P J3341785	ANTI-FREEZE	1.00		32.31	32.31
P 47715395	KIT SEALS	1.00		59.71	59.71
P MFR FREIGHT		1.00		14.00	14.00
MFR \$14.00 FOR 3182717					
P THPAIL TRANSHYD		1.00		137.50	137.50
P OIL CONTAINER 18.93 EHCS		1.00		1.89	1.89
S 981				675.00	675.00
APR 13/23 86383 RED INK VENTURES NH LOADER & TRACTOR FROM FARM TO SP WEBBS					
Subtotal charges this section				6053.63	

002 SUB FRAME
 F DP-230403
 TOOK OFF SHIELDS AND STEP. GET A GOOD WASH IN BEHIND THE WASHED UNIT.
 TF APR 3
 MOVE UNIT FROM WASH BAY AND INTO SHOP. REMOVE LOADER FRAME THAT WAS STUCK ON. MOVE LOADER FRAME TO SIDE DOOR AND REMOVE CYLINDERS. LAY FRAME ONTO GROUND. GET UNIT MOVED TO SIDE OF SHOP CLEANUP HYD. OIL MESS FROM REMOVING LOADER FRAME.
 TF APR 4
 REMOVE SUBFRAME OFF UNIT AND INSPECT.
 TF APR 5
 TAKE OUT 6 PINS FROM BOTTOM OF LOADER ARMS. MEASURE AND MARK A COUPLE PINS.
 TF APR 10
 MOVE LOADER FRAME ONTO A TRAILER FOR TRANSPORT AND TIE DOWN. MEASURE AND RECORD MEASURED LENGTHS OF PINS AND SEND TO JUSTIN, ALONG WITH OTHER PARTS NEEDED. CLEAN UP MESS FROM LOADER.
 MD APR 10
 ASSIST TYLER
 4/12/23 CC
 GO OVER REPAIR WITH WELDING SHOP.
 FOUND SIDE FRAME TWISTED, RUN TAP THROUGH FRONT 4 RH SIDE BOLT HOLES AND FOUND THEM TO BE OK.


00000000000000000000

REPRINT

page 3 of 7



WEBB'S MACHINERY LTD.
 4117 - 50th Avenue
 ST. PAUL, AB T0A 5A2
 Tel: 780-645-4465 Fax: 780-645-0773
 GST # R56106172RT9001



RO: 76888
 Invoice: 85858
 Date: 06/14/2023

OSTA FARMS
 NATHANIEL OSTASHEWSKI
 BOX 7003
 BONNYVILLE, AB T0N 2W8

Year		Manufacturer		Part Number	
2014		NH		Z880G2004	
2014 NH T6.165					
Stock No.	Qty	Part Information	Tag	Location	Quantity
19126				84296	780-626-2369

Line	Qty	Description	Unit	Price	Ext	Tax
------	-----	-------------	------	-------	-----	-----

WELDING SHOP WILL ONLY DEAL WITH REAR HOLES.

TF APR 13

CLEAN UP PARTS AND PUT ALL INTO A CRATE AND CLEAN UP MESSIES FROM TRACTOR.

42023 CC 999

GO OVER NEEDED REPAIRS WITH WELDING SHOP.

TF APR 25

MOVE OUTER LOADER FRAME MOUNT PLATE AND PUT ONTO UNIT ON MY OWN. REINSTALL THE EXHAUST BACK ONTO THE UNIT AND PUT SOME SHIELDS ON. REMOVE SHIELD TO CLEAN CUPS AND MOUNTS FOR THE PLATE. CLEAN HOLES IN SUBFRAME AND PUT THE REST OF THE BOLTS INTO THE SUBFRAME LOCKTITE AND TORQUE ALL BOLTS. REINSTALL LOADER FRAME PLATE ONTO SUBFRAME.

TF APR 26

MOUNT SOME MORE PIECES OF THE EXHAUST AND FIX CLAMP FOR PIPING TO SCR.

TF APR 27

START TO MOUNT EXHAUST COVERS.

TF MAY 1

FINISH MOUNTING EXHAUST COVERS AND ALL PLUGS AND SENSORS RE-INSTALLED. AS WELL AS ALL HEAT SHIELDS INSTALLED ON EXHAUST. REMOUNT HOSE BRACKET AND MOUNT HOSES ONTO LOADER FRAME BRACKET. INSTALL STEPS REPLACE ALL NECESSARY HARDWARE. AND WRITE DOWN ON CLIPBOARD.

TF MAY 2

PUT ON FINAL PLATES AND COVERS TO FINISH CAB.

CLAB	L CUSTOMER LABOUR	13.20		168.00	2191.20
	P 2C3M85C-20-80 20X80MM CR	6.00		6.46	38.76
	P 2FWMS-20 20MM FLAT	6.00		0.56	3.36
	P LDR9030047 PIN, PIVOT	2.00		189.28	378.56
	P 48172385 PIN	2.00		58.21	116.42
	P LDR60918058 PIN	2.00		88.00	172.00
	P 48173314 PIN	2.00		97.64	195.28
	P 9028063 PIN	2.00		219.31	438.62
	P 14188971 NUT, SPRIN	2.00		4.60	9.60
	P 48173314 PIN	4.00		97.64	390.56
	P MFR FREIGHT	1.00		45.00	45.00
	P 9028063 PIN	-2.00		219.31	-438.62
	P 48172983 BUSHING	2.00		26.29	52.58
	S 5B1			6155.26	6155.26
	00097 NORTHERN LIGHTS WELDING - REPAIR SUBFRAME				
				Subtotal charges this section	9748.58
003	REPAIR REAR WHEEL WEDGE				
	F 41923 CC				



WEBB'S MACHINERY LTD.
 4117 - 20th Avenue
 ST. PAUL, AB T5A 3A2
 Tel: 780-645-4465 Fax: 780-645-5779
 GST # R66296172RT9001



RO: 76885
 Invoice: 85855
 Date: 06/14/2023

OSTA FARMS
 NATHANIEL OSTASHEWSKI
 BOX 1985
 BONNYVILLE, AB T9M 2H8

Invoice		Machine		Serial Number	
2014 NH TL 585		ZEBD02004			
Invoice No.	PO	Max. Subcontract	Tax	Company	Telephone
19120				84296	780-625-2389

Item	Description	Quantity	Unit	Rate	Total
	GO TO WELDING SHOP TO INSTALL WHEEL (LHS REAR) FOUND NEW WEDGES, HOWEVER NO HARDWARE. INSPECT FOR DAMAGE TO RIM AND FOUND NONE. ORDER HARDWARE 4/28/23 CC CLEAN UP BAR AXLE, GRIND DOWN BURRS ETC. CLEAN INNER TAPER OF RIM FOR WEDGES INSTALL WHEEL AND TORQUE TO 221 FT LBS. UNIT IS NOT MOBILE, WILL NEED TO BE RUN AND RETORQUED. ORDER CORRECT WASHERS AND A SNAP RING FOR END OF AXLE TF APR 26 REMOVE WHEEL BOLTS INDIVIDUALLY AND PUT ON PROPER WASHERS TIGHTEN AND TORQUE. TF MAY 24 DO 13 FIGURE 8'S AND THEN TORQUE WHEELS. TF MAY 29 DO 13 FIGURE 8'S AND THEN RETORQUE WHEELS THEN GO PARK UNIT.				
CLAB	L CUSTOMER LABOUR	2.00		249.00	498.00
	P 87366816 WASHER, CO	8.00		9.03	74.18
	P PH3-88 HOSE CLAMP	3.00		3.89	7.60
	Subtotal charges this section				579.78

004	LOADER REPAIR F TF APR 26 MOVE TRAILER INTO SHOP AND UNLOAD LOADER ARMS AND PIECES INTO SHOP MOVE STRAPS ONTO TRIALER AND PARK TRAILER OUT OF WAY FOR CHRIS TO HOOK UP TO AND PARK TRUCK. TF APR 27 ATTEMPT TO FIT OLD PINS THEY WERE TOO SHORT AFTER THE REPAIRS, WAITING ON NEW PINS. DP-23/04/28 INSTALLED A FEW OF THE NEW PINS AND MOVED IT TO CORNER OF THE SHOP OUT OF THE WAY WHILE WE WAIT FOR MORE PINS TF MAY 16 GET AND INSTALL ALL NEW PINS WITH HELP OF CRANE. LUBE PINS AND BUSHINGS. REMOVE OLD HYD CYLINDER BUSHINGS AND REPLACE WITH NEW ONES AFTER CLEANING OUT BORES FOR THEM. GET CYLINDERS AND ALL MOUNTING BRACKETS INTO LOADER FRAME WITH PINS. GET ALL LOADER PIN COVERS ON. GET HOSES PUT ON TO CYLINDERS. TF MAY 18 GET LOADER ALL SETUP AND READY TO TEST. GET ALL HOSES ON SOME WERE BEING STUBBORN RELIEVED PRESSURE IN LINES. TEST AND DISCOVER ONE LINE IS LEAKING GET READY TO TEST TO FIND CAUSE OF LEAK. GET PAINT CAN FROM PARTS FOR LOADER FRAME AROUND SOME NEW PINS.				
-----	---	--	--	--	--

FORM 300000-010000

REPRINT

page 5 of 7



WEBB'S MACHINERY LTD.
 4117 - 80th Avenue
 ST. PAUL, AB T9A 3A2
 Tel: 780-645-4485 Fax: 780-645-5770
 GST # R661080728RT9001



RO: 76885
 Invoice: 85855
 Date: 06/14/2023

OSTA FARMS
 NATHANIEL OSTASHEWSKI
 BOX 1505
 BONNYVILLE, AB T9A 2H8

Year		Particulars		Serial Number	
2014 NH TR.165				ZERO00004	
Model No.	Part	Qty	Unit Price	Amount	Balance
15126				8404	788-826-2309

Code	Category	Description	Quantity	Unit Price	Total
		TF MAY 19			
		CHECK WHERE THE LEAK WAS COMING FROM TALK TO JUSTIN ABOUT TALKING TO OSTAS ABOUT IF THEY HAVE A GRAPPLE. PREP AND PAINT NEW SPACERS ON LOADER ARMS TO COLOR MATCH ALL AROUND			
		TF MAY 24			
		TEST ALL HOSES AND CHECK FOR LEAKS. WASH UNIT TO HELP SEE IF THINGS ARE ACTUALLY OR IF THERE WAS JUST RESIDUE. CHECK AGAIN DONT NOTICE AND LEAKS, BUT HAVE TO CONFIRM WITH JUSTIN. PUT ON SOME RUBBER CAPS WITH SCREWS ONTO A FEW PINS. FABRICATE MY OWN CAPS TO PREVENT PIN FROM SLIDING OUT OF LOADER FRAME.			
		TF MAY 27			
		CLEAN UP HOSE, THEN MOVE TRACTOR BACK AND FORTH AND CHECK FOR SIGNS OF LEAKAGE. LIFT UP ARMS AND CHECK TO MAKE SURE HOSE DIDNT GET PINCHED IN ARMS. WRITE STORIES FOR DAY.			
CLAB	L	CUSTOMER LABOUR	7.20	166.00	1195.20
	P	8810914408 PAINT	1.00	26.66	26.66
	P	48172149 CAP	3.00	20.28	60.84
	S	581		8416.68	8416.68
		88101 A AMYOTTE WELDING			
		Subtotal charges this section			8699.38
005		HOOD			
CLAB	L	CUSTOMER LABOUR			
		Subtotal charges this section			
006		AIR SEAT			
		F TF MAY 3 VISUALLY INSPECT AND RUN UNIT AND TEST TO TRY AND GET AN IDEA OF WHATS WRONG. WRITE STORY.			
		TF MAY 4			
		DO SOME TESTING ON THE POWER AND GROUND WIRES RUNNING TO PLUG INTO THE COMPRESSOR, FIND A BAD GROUND WIRE. REPLACE FUSE BEFORE TESTING GROUNDS. START REMOVING CAB PANELS TO TRACE WIRES AND FIND THE BAD GROUND SPOT.			
		TF MAY 5			
		TEST SWITCH AND COMPRESSOR IN DIFFERENT WAYS FIND OUT COMPRESSOR WORKS WHEN SUPPLIED POWER GET COMPRESSOR WORKING WITH EVERYTHING PLUGGED IN AND THEN TIE EVERYTHING BACK INTO PLACE. THEN FIND OUT THERE IS A DIFFERENT PROBLEM SO DO SOME TESTING.			
		TF MAY 6			
		DO MORE TESTING TO FIND OUT THE TWO WIRE HARNESS FROM BUTTON TO COMPRESSOR IS NOT WORKING. REMOVE IT AFTER CUTTING ALL ZIP TIES AND TAPE, THEN DOUBLE CHECK WITH A RESISTANCE TEST.			
		TF MAY 8			
		MAKE NEW HARNESS FOR THE AIR COMPRESSOR, WITH HEAT SHRINK AND CONNECTORS. INSTALL HARNESS AND TEST TO MAKE SURE IT WORKS			


www.webbsmachinery.com

REPRINT

page 5 of 7



WEBB'S MACHINERY LTD.
 4117 - 55th Avenue
 ST. PAUL, AB T5A 3A2
 Tel: 780-645-6460 Fax: 780-645-6776
 GST # R6619072879001



RO: 76883
 Invoice: 85885
 Date: 06/14/2023

OSTA FARMS
 MICHAEL OSTASHEWSKI
 BOX 7300
 BONNYVILLE, AB T5A 3A6

2014 NH TS.165		ZEBD02054	
Serial No.	Qty	Part	Location
19126		84296	780-626-2300

PRIOR TO FULL INSTALLATION, FASTEN IN ALL WIRES AND HOSES
 ZPTIC OR TAPE EVERYTHING TO KEEP IT AWAY FROM THE SCISSORS ON
 THE SIDE OF THE SEAT, ONCE ALL INSTALLED TEST TO MAKE SURE IT
 WORKS THROUGH BOUNCING.

CLAB	L CUSTOMER LABOUR	4.00	348.00	996.00
		Subtotal charges this section		996.00
007	STEERING COLUMN			
	P TF MAY 3			
	PULL OFF ALL PLASTIC COVERS AND CHECK COMPONENTS TO FIGURE OUT THE ISSUE. GAS SHOCK IN STEERING COLUMN IS BLOWN, TALK TO PARTS AND GET PRICES ON NEW ONE GET JUSTIN TO CONTACT OWNER.			
	TF MAY 6			
	REMOVE STEERING SHOCK AND CHECK WITH PARTS ABOUT A BRACKET AND LEVER. MAKE SURE GAS STRUT WAS ORDERED AND CHECK IF IT WAS HERE.			
	TF MAY 9			
	GET NEW SHOCK, RE-REMOVE OLD SHOCK AND REPLACE WITH NEW ONE. GET OUT STUBBORN PIN AND REPLACE WITH NEW PIN AND NEW ONE WAS STUBBORN GOING IN HAD TO CLEAN HOLES. REPLACE OLD BOLTS GET SHOCK FULLY BOLTED IN. GET ALL PANELS MOUNTED AND SCREWED IN AND TEST.			
CLAB	L CUSTOMER LABOUR	3.00	269.00	747.00
	P 84599544 GAS STRUT		445.67	
	P 84599544 GAS STRUT	1.00	445.67	445.67
		Subtotal charges this section		1192.67
	M SHOP MATERIALS			300.00

THANK YOU FOR YOUR BUSINESS

VISA 84296 26827.54

TERMS

Account due 15th of month following last of purchase. A service charge of 1% per month (2% per month) will be added to the account.

20% processing charge on orders of special interest parts.

All claims and returned goods must be accompanied by 40% deposit.

ITEM	TOTALS
LABOUR	842.78
PARTS	896.32
SUBTOTAL	1739.10
MAT	300.00
SHIPPING	
SUBTOTAL	2039.10
GST	127.50
PST	
TOTAL	2166.60

Webb's Machinery

REPRINT

Total →

page 7 of 7



WEBB'S MACHINERY LTD.
 4117 - 56th Avenue
 ST. PAUL, AB T0A 3A2
 Tel: 780-645-4888 Fax: 780-645-5770



OSTA FARMS
 C/O ZENON OSTASHEWSKI
 BONNYVILLE AB T9N 4H2

PO#		
1		
QUO	QTY	P.P.
S		
ACCT NO		
84296		

HOOD

DEL TERMS	PURCHASE ORDER NO.	S.O. NO.	P.T. NO.	ISSUE DATE	TIME	INVOICE NO.	REPRINT
OS	See below		25794	01/30/2025	01:44 PM	231685	

QUANTITIES			PART NUMBER	DESCRIPTION	VENDOR		PRICES		
Ordered	Qty	Issued			BN	LOC	Unit	Net	Extended

PO #: T0.163 HOOD									
NATHANIEL 780-293-9045									
1	1		84173761	HOOD ENGI			5653.92	5653.92	5653.92
1	1		87301992	HEADLAMP	S/O		354.84	354.84	354.84
1	1		87301993	HEADLAMP	S/O		354.84	354.84	354.84

VISA		84296							1250.00
VISA		84296							5431.78

GST#: 858106172 GST Total: 318.18 PST Total: 0.00

SHIP	DESCRIPTION	ACCOUNT	AMOUNT
VIA	PARTS		
	TAXABLE		6363.60
	FREIGHT		
	SALES TAX		318.18
	TOTAL		6681.78

TERMS: Accounts are due 30th of month following date of purchase. A service charge of 24 % per annum (2% per month) will be added to overdue accounts. All claims and returned goods must be accompanied by this bill. 20% restocking charge on return of special ordered parts.

